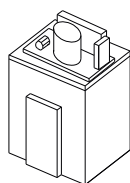


Subcooled Scale Ice Machine Compact Vertical Evaporator 3000 kg/24h

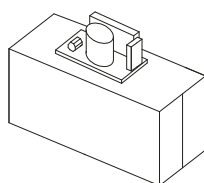
EC 30

Other models in this range:
EC10 - EC15 - EC25 - EC40 - EC50

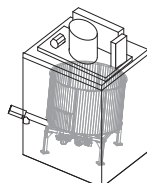
Split versions:
ES1014 - ES2040 - ES4050



Cold Room



Container



Silos

Features



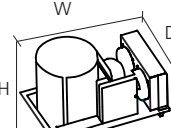

- Evaporator: cylinder made of AISI304 stainless steel, insulation made by polyurethane foam; external finishing in stainless steel; water distributor and drip-tray in ABS food-proof.
- Cover in stainless steel.
- Base in aluminium alloy (Peralluman).
- Rotating shaft and ice scraper made of stainless steel with self-lubricating stainless steel bearings.
- Drive motor with direct connection with gear reducer.
- Three phase water pump; water level sensor on water distributor.
- Floating valve for water supply; overflow connection on the base; drip pan in ABS plastic.
- Thermostatic expansion valve with external pressure regulation.
- Salt dosing pump.
- Mechanical filter – on water pipe supply.

Condensing Unit

- Heavy basement frame in galvanized steel.
- Semi hermetic reciprocating compressor Bitzer 4G-20.2Y; air cooled condenser with fans with pressure regulating control.
- Liquid receiver with safety valve.
- Heat exchanger.
- Liquid filter, sight glass and solenoid valve.
- Oil separator; HP pressure switch/LP Pressure switch; differential oil pressure switch.
- Check valves on main components.

Electrical Control Panel

- Epoxy painted box IP54.
- General power switch; Emergency button with lighting for working conditions and alarms.
- Transformer for auxiliary contactors; power contactors with thermal protection.
- Inverter and ammetric protection for drive motor speed control.
- Auxiliary contactors; timers and protections for drive motor, water level, water pumps, compressor pump down; oil thermostat control.
- Terminal board for electrical connections.

	 <div>24h</div> 		 <div>[WxDxH mm] 2350 x 1650 x 1590</div> <div>[WxDxH inches] 92 4/8" x 65" x 62 5/8"</div>
	 <div>1,8-2,2 mm</div>		
	[kg]	[lbs]	
	3000	6613	
EC 30 AS	3000	6613	



Ice scales are the coldest form of ice. Formed at -5° to -9°C, they are very dry, with a residual water content of less than 2%. Scales look like fragments of glass, have an irregular shape and a thickness that can be adjusted from 1,4 to 2,2 mm.



R 404 A



[v/Hz/ph]
400/50/3+N

1

Year Warranty

Subject to certain limitations and exclusions

This product qualifies for the following listings:



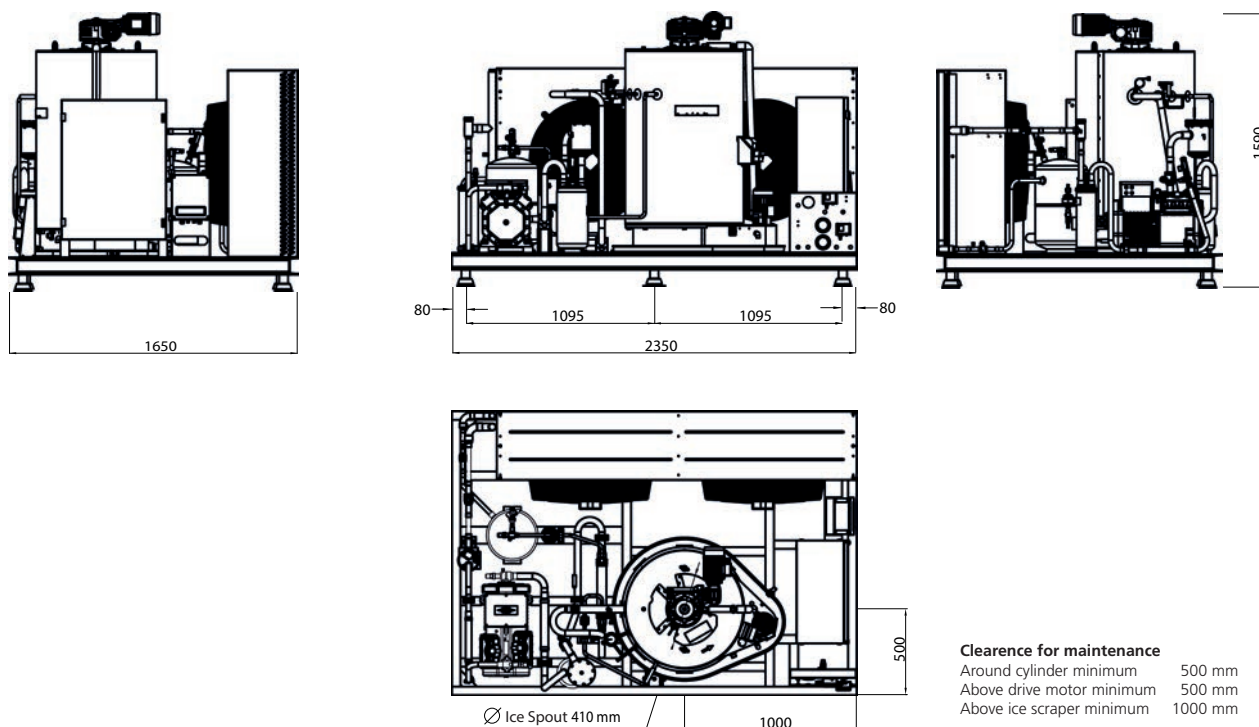
Certified ISO 9001:2008

Subcooled Scale Ice Machine Compact Vertical Evaporator 3000 kg/24h

EC 30

Other models in this range:
EC 10 - EC 15 - EC 25 - EC 40 - EC 50

Split versions:
ES1014 - ES2040 - ES4050



Clearance for maintenance
Around cylinder minimum 500 mm
Above drive motor minimum 500 mm
Above ice scraper minimum 1000 mm

Technical Features	
Water supply:	Fresh
Air Flow m3/h:	17000
Refrigerant Charge kg:	40
Category PED (Dir. 97/23/CE):	II

Minimum		Maximum
5°C (41°F)		35°C (109°F)
5°C (41°F)		30°C (86°F)
-10%		+10%
1 bar 14 psi		5 bar 70 psi

	[V/Hz/ph]	[W]	[A]	[Ømm²]	[kg] [lbs]	[shipping size mm]
EC 30 AS	400/50/3N	16000	28	5 x 4,0	750 1654	890 1962
						2570x1870x1970 - (9,47 m³)

IMPORTANT NOTICE:
Models and specifications are subject to change without notice.
This spec sheet is meant for commercial purpose only.
For technical documentation please refer to our service manuals.

www.scotsman-ice.it
www.scotsman-ice.com

Scotsman®
Ice Systems

Milano Madrid Chicago Dubai Singapore Shanghai Johannesburg